

OPERATING INSTRUCTIONS FOR SICO TWO TIER CATERING TABLES

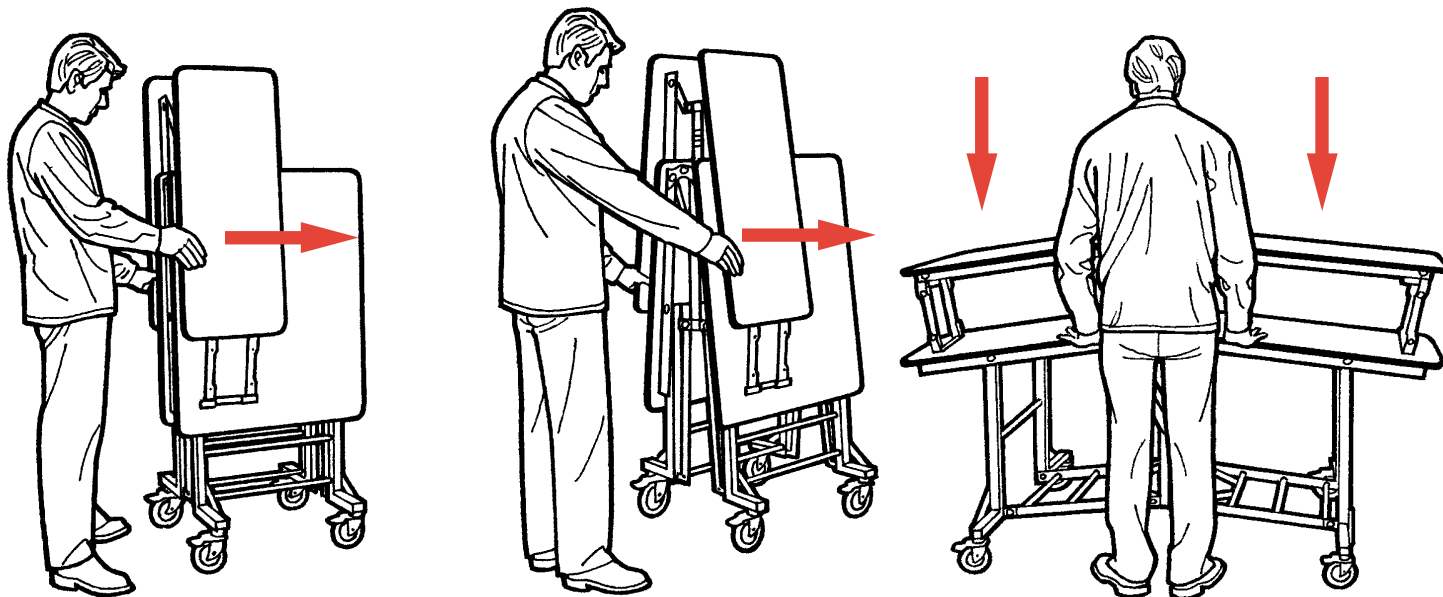
Be sure you read and understand the following instructions before using this table. Failure to heed to these instructions may cause the unit to tip over resulting in serious personal injury.

Further copies of this operating instruction are available from:



Sico Europe Limited
 The Link Park,
 Lympe Industrial Estate,
 Lympe, Kent CT21 4LR, England
 Tel: +44 (0) 1303 234000
FREEPHONE: (UK only) 0800 085 8186
 Fax: +44 (0) 1303 234001
 e-mail: sales@sico-europe.com
 www.sico-europe.com

TO OPEN THE UNIT

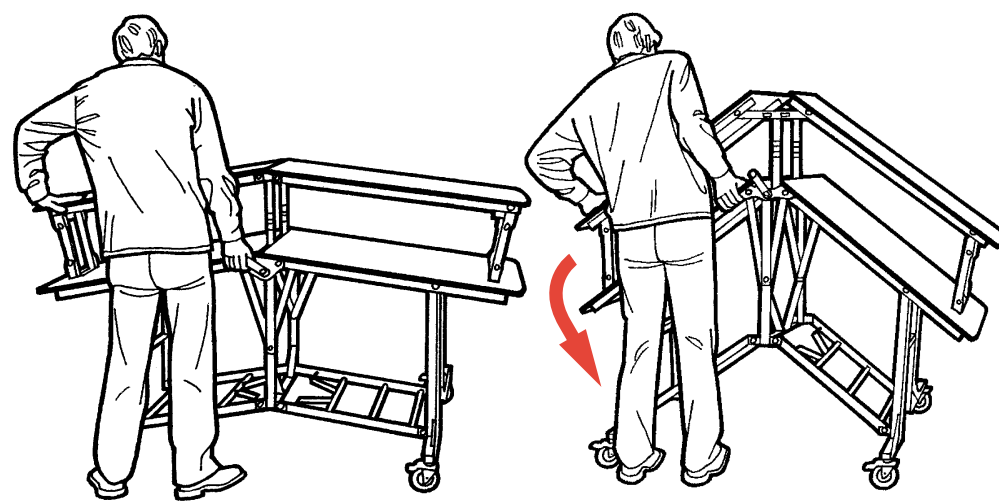


1. PULL OUT TOP SHELVES BEFORE UNFOLDING

2. UNFOLD FROM SIDE SHOWN. PLACE HANDS NEAR CENTRE OF UPPER SHELVES AND UNFOLD SLOWLY

3. LOWER TABLE TO OPEN POSITION KEEPING HANDS AWAY FROM CENTRE


TO FOLD THE UNIT



1. STAND AT TABLE AS SHOWN

2. LIFT TABLE AT CENTRE AND PUSH DOWN AT EDGE AWAY FROM CENTRE

TO MOVE THE UNIT



3. ALWAYS MOVE TABLE FROM THIS END TO AVOID TIPPING

MAINTENANCE CONTRACTS AVAILABLE! TELEPHONE 01303 234000 FOR DETAILS
 To minimise wear lubricate pivot points every 6 months with light oil.

106903-GB 05/04