

OPERATING INSTRUCTIONS FOR SICO BI & TRI ROOM SERVICE TABLE


Be sure you read and understand the following instructions before using this table. Failure to heed to these instructions may cause the unit to tip over resulting in serious personal injury. Further copies of this operating instruction are available from:



Sico Europe Limited
The Link Park,
Lympe Industrial Estate,
Lympe, Kent CT21 4LR
Tel: +44 (0) 1303 234000
FREE PHONE: (UK only) 0800 085 8186
Fax: +44 (0) 1303 234001
e-mail: sales@sico-europe.com
www.sico-europe.com

TABLE OPERATION

To Fold The Top Flat

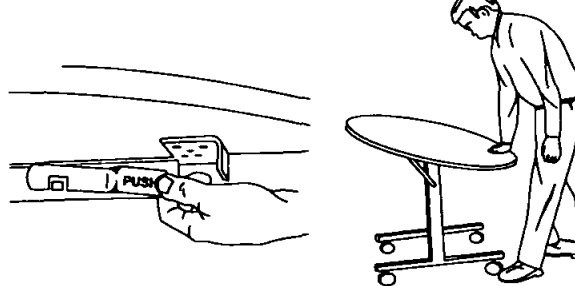


Pull the top smoothly towards you



Press down on the top until the latch snaps into place. Check carefully that the top is securely latched

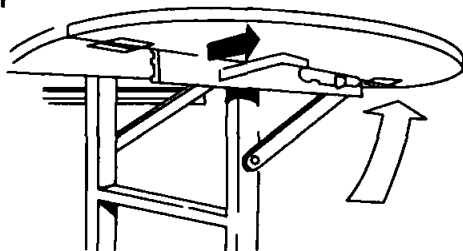
To Tilt For Transport Or Storage



Press the bar marked 'PUSH' to disengage the top and push down to tilt it forward.

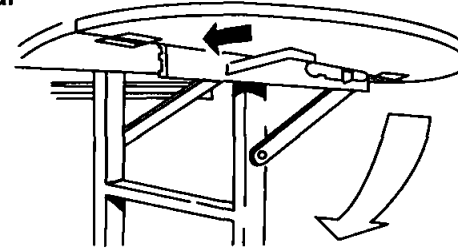
BI-FOLD LEAF OPERATION

To Raise Leaf



Raise the leaf to service position and pull out leaf support

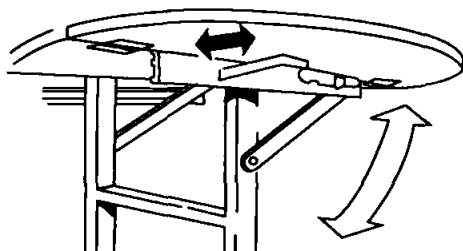
To Lower Leaf



Push in leaf support and lower leaf to storage position


TRI-FOLD LEAF OPERATION

To Raise & Lower Leaf



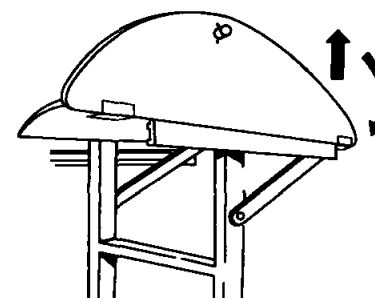
Raise the leaf to service position and pull out leaf support. Push in leaf support and lower leaf to storage position.

To Raise Leaf To Transport Position

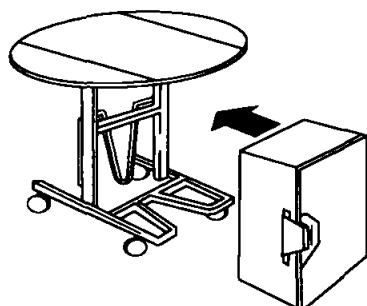


Raise leaf to vertical position using handle

To Lower Leaf From Transport Position



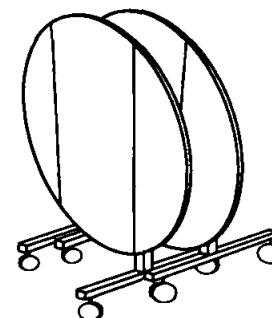
Lift by handle and lower to service or storage position



SHELF OPERATION



Table storage



MAINTENANCE CONTRACTS AVAILABLE TELEPHONE 01303 234000 FOR DETAILS
To minimise wear lubricate pivot points every 6 months with light oil.

104483-GB 04/04