

OPERATING INSTRUCTIONS FOR SICO PACER & CLASSROOM TABLES.

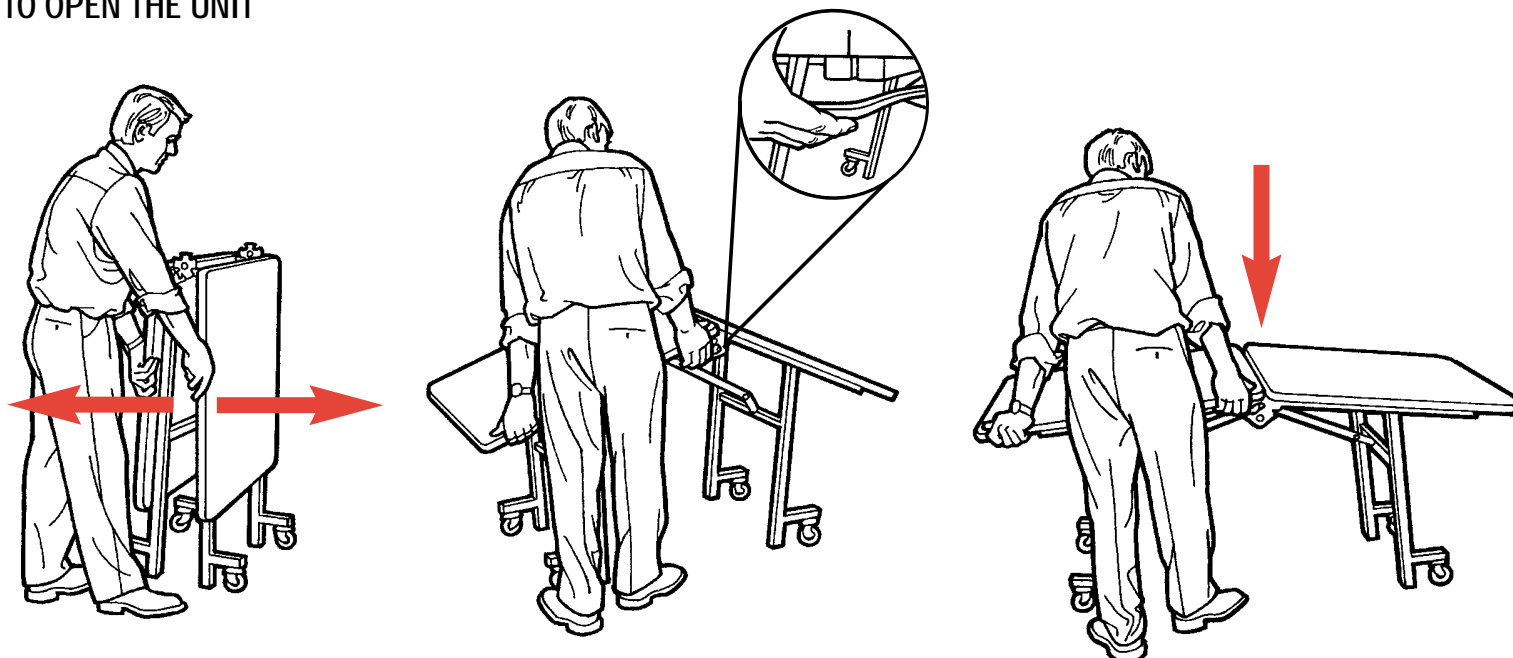
Be sure you read and understand the following instructions before using this table. Failure to heed these instructions, and those contained in the yellow warning notice may cause the unit to tip over resulting in serious personal injury.

Further copies of the yellow warning notice, and this operating instruction are available from:



Sico Europe Limited
 The Link Park,
 Lympne Industrial Estate,
 Lympne, Kent CT21 4LR, England
 Tel: +44 (0) 1303 234000
FREEPHONE: (UK only) 0800 085 8186
 Fax: +44 (0) 1303 234001
 e-mail: sales@sico-europe.com
 www.sico-europe.com

TO OPEN THE UNIT

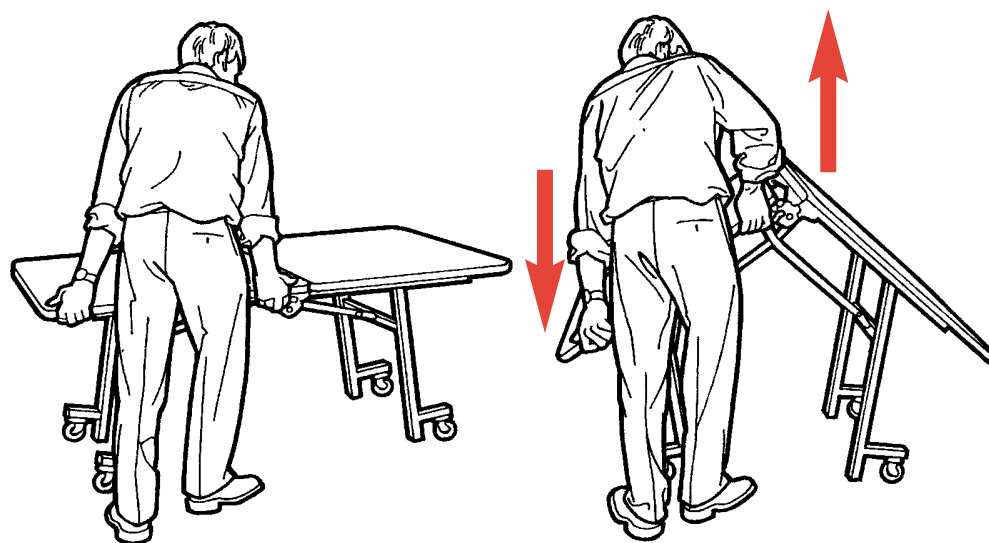


1. Grasp both tops, low, and pull apart slowly until lock engages.

2. To complete opening of table, lift lock bar as shown.

3. Lower table to open position, ensure lock is engaged.


TO FOLD THE UNIT



1. Stand at table as shown with one hand at lock and other hand at edge of top away from table's centre.

2. Raise lock toward top to unlock table. Lift table at centre and push down at edge away from centre.

TO MOVE THE UNIT



3. Always move table from end to avoid tipping.

MAINTENANCE CONTRACTS AVAILABLE! TELEPHONE 01303 234000 FOR DETAILS
 To minimise wear lubricate pivot points every 6 months with light oil.

106897-GB 05/04