

## **EUROBED AND 24/7 EUROBED REMOVAL**

Open the bed and move the mattress towards the foot of the bed to expose the two (2) hinge packs on the headboard-end of the bed.

Loosen the adjuster nut (see bottom picture on attached) as far as possible. This will safely reduce the spring tension on the frame. **DO NOT REMOVE NUTS.**

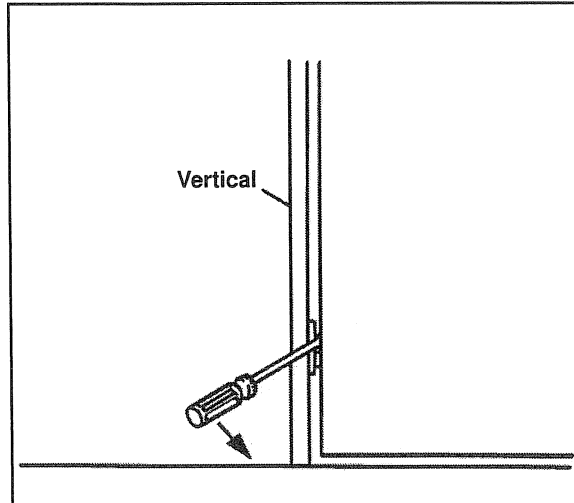
**Using two (2) people** with the bed relatively upright and a person on each side, lift the bed from the mechanism plates mounted on the sides of the uprights (see center picture on attached). The bed is now free and can be carried away.

## INSTALL EUROBED® IN RECESS (continued)

6. Check the alignment of the bed and recess. If the side gaps are not equal (about 1/4" each), insert a large flat-blade screwdriver between the edge of the bed frame and the mechanism plate. **Do not push** against the edge of the vertical, or it may be damaged.

Push the screwdriver in the direction that the bed must be moved.

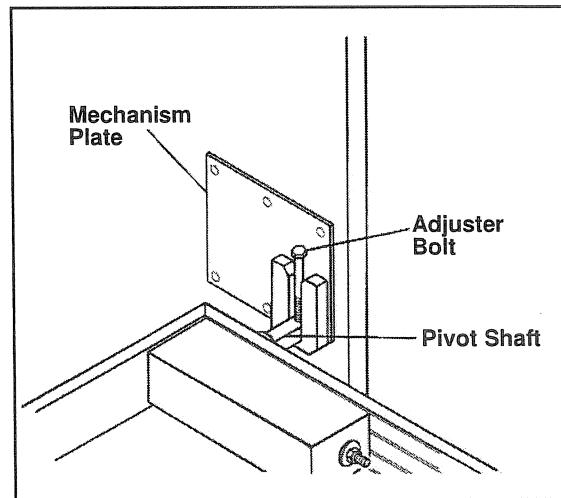
Once the bed is centered, drop a flat washer (or a penny) between the end of the shaft and the edge of the mechanism plate to prevent sideways movement.



7. With the bed in the nearly-vertical position, adjust the gap at the top of the recess by turning the adjuster bolt in the pivot shaft:

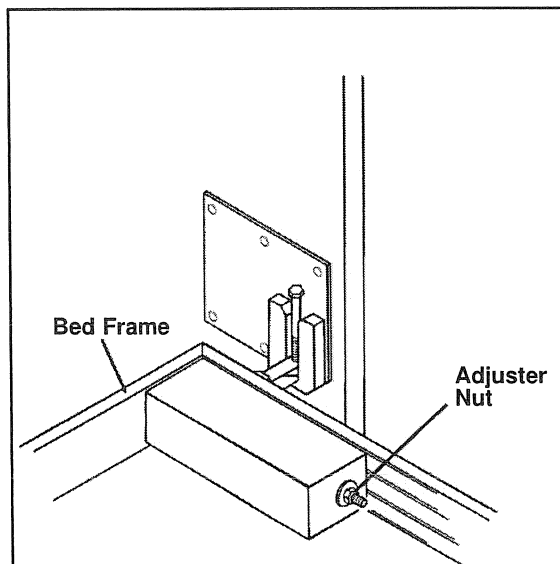
- Clockwise to raise the bed in the recess, or
- Counterclockwise to lower the bed in the recess.

The final gap on top should be about 3/8" for EUROBED® and 1-5/16" for the 24/7 EUROBED®.



8. With the bed still in the nearly vertical position, tighten the mechanism adjuster nuts as far as possible **by hand**.

Install the mattress, and check the operation of the bed. Raising the bed should require only moderate pressure. If it is hard to raise, tighten the adjuster nuts by equal amounts until the bed operates satisfactorily. Use a 3/4" deep socket for final adjustment.



### IMPORTANT

For easy identification of parts, the bed is shown **down** in the illustrations for steps 5 and 6.

**DO NOT** make these adjustments when the bed is down - adjust the nuts **only** when the bed is in the **nearly-vertical** position.